

Hydraulikk as



Torque and tension specialist

ENERPAC 

HYDRAMAX[®] AND GT-SERIES TOPSIDE BOLT TENSIONERS

HIGH BOLT LOAD CAPACITIES, SUPERIOR PERFORMANCE



ENERPAC 
TOOLS. SERVICES. SOLUTIONS.

▼ HM10 Hydramax® Topside Tensioner



- Fifteen load cells from ¾" to 4" / M20 to M100
- Twin ports for quick connection of multiple tools
- High bolt load capacity at max. 1500 bar (21.750 psi)
- Long stroke capability of 15 mm (9/16inch) with over stroke elimination
- HM01 to HM05: mechanical over-stroke prevention, no spring return; HM06 to HM15: relief valve for over-stroke prevention, spring return
- Quick release bridge
- Stroke indicator
- Captive socket – eliminates falling object risk
- Interchangeable adapter kits available
- Anti-slip grip for more secure handling.



◀ Enerpac HM-Series HydraMax® tensioners have been designed to generate high bolt loads associated with compact flanges, while providing versatility for maximum bolt coverage,

High Bolt Load Capacities, Superior Performance



HydraMax® Topside Tensioners

The HM-Series tensioners have been designed to fit all standard flanges, including ANSI, API and Compact flanges based on Norsok L005 and generates 30% more load capacity than traditional tensioners.



Tensioning Pumps, Hoses and Couplers

High pressure pumps, hoses and fittings matched for use with the Enerpac Bolt Tensioners. See enerpac.com



Ultra-high Pressure

This tool operates at ultra-high pressure, use only the specified fittings and hoses designed for these pressures.



How to Order HydraMax® Tensioners

To provide maximum flexibility Load Cells are ordered separately from Adaptor and Bridge Kits.

Example, to order a complete tensioner for a M24 x 3 threaded bolt order:

1 x Load Cell:

HM03-LC

1 x Adaptor and Bridge Kit:

HM03BPM-NRS02430



EMC Directive and Compliances

HM-Series HydraMax® Tensioners comply to following:

Machine Directive 2006/42/EC

ASME B30.1

EN-ISO 4413:2010

EN-ISO 12100:2010

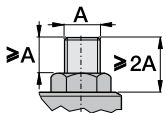
HM-Series, HydraMax® Topside Tensioners



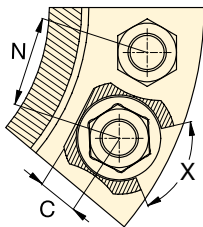
Thread and Pitch Sizes

Contact Enerpac for different thread or pitch sizes.

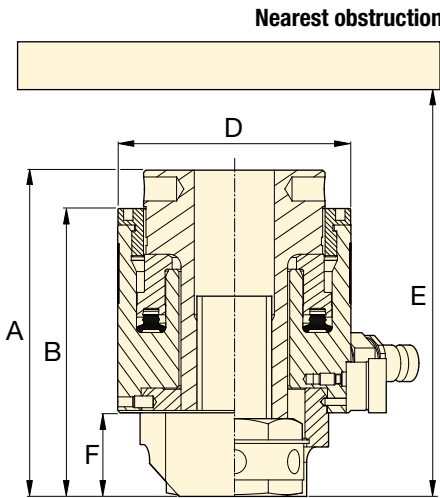
Alternative size adaptor kits can be supplied upon request.



Minimum Stud Protrusion



X = Minimum socket rotation 60°



HM Series



Bolt Range:

M20 - M39, 3/4" - 1 1/2"

Maximum Load Capacity:

134 - 624 kN

Stroke:

10 - 15 mm *

Maximum Operating Pressure:

1500 bar

* Stroke HM01 models 10 mm

Strokes all other HM-models 15 mm.

Load Cell Model Number	Thread Size	Adaptor and Bridge Kit Model Number	Cylinder Effective Area (mm ²)	Maximum Load Capacity (kN)	Dimensions (mm)							Load Cell Weight (kg)	Adaptor and Bridge Kit Weight (kg)
					A	B	C	D	E min.	F	N min.		
HM01-LC	M20 x 2,5	HM01BPM-NRS02025	894	134,0	112	96	15	61	208	28	51	1,6	0,6
	3/4" - 10UN	HM01BP-NRS0750U10	894	134,0	112	96	15	61	208	28	51	1,6	0,6
HM02-LC	M20 x 2,5	HM02BPM-NRS02025	1240	186,0	119	103	15	69	227	28	53	1,8	0,9
	M22 x 2,5	HM02BPM-NRS02225	1240	186,0	119	103	18	69	225	28	54	1,8	0,9
	3/4" - 10UN	HM02BP-NRS0750U10	1240	186,0	119	103	15	69	227	28	52	1,8	0,9
	7/8" - 9UN	HM02BP-NRS0875U09	1240	186,0	119	103	18	69	225	28	56	1,8	0,8
HM03-LC	M20 x 2,5	HM03BPM-NRS02025	1628	244,1	120	105	15	77	230	28	57	2,2	1,1
	M22 x 2,5	HM03BPM-NRS02225	1628	244,1	120	105	18	77	228	28	58	2,2	1,1
	M24 x 3	HM03BPM-NRS02430	1628	244,1	120	110	20	77	232	33	59	2,2	1,1
	3/4" - 10UN	HM03BP-NRS0750U10	1628	244,1	120	105	15	77	230	28	56	2,2	1,1
	7/8" - 9UN	HM03BP-NRS0875U09	1628	244,1	120	105	18	77	228	28	58	2,2	1,1
	1" - 8UN	HM03BP-NRS1000U08	1628	244,1	125	110	20	77	232	33	60	2,2	1,1
HM04-LC	M22 x 2,5	HM04BPM-NRS02225	2159	323,8	128	112	18	90	250	28	62	2,7	1,6
	M24 x 3	HM04BPM-NRS02430	2159	323,8	129	117	20	90	255	33	63	2,7	1,6
	M27 x 3	HM04BPM-NRS02730	2159	323,8	134	117	20	90	256	34	65	2,7	1,7
	M30 x 3,5	HM04BPM-NRS03035	2159	323,8	137	120	23	90	257	36	66	2,7	1,7
	7/8" - 9UN	HM04BP-NRS0875U09	2159	323,8	129	112	18	90	250	28	62	2,7	1,6
	1" - 8UN	HM04BP-NRS1000U08	2159	323,8	134	117	20	90	255	33	64	2,7	1,7
	1 1/8" - 8UN	HM04BP-NRS1125U08	2159	323,8	137	120	23	90	257	36	65	2,7	1,7
HM05-LC	M24 x 3	HM05BPM-NRS02430	2752	412,7	131	119	20	99	263	33	68	3,3	1,9
	M27 x 3	HM05BPM-NRS02730	2752	412,7	136	119	20	99	263	34	69	3,3	2,0
	M30 x 3,5	HM05BPM-NRS03035	2752	412,7	139	122	23	99	261	36	71	3,3	2,0
	M33 x 3,5	HM05BPM-NRS03335	2752	412,7	142	125	27	99	262	39	72	3,3	2,1
	1" - 8UN	HM05BP-NRS1000U08	2752	412,7	136	119	20	99	263	33	68	3,3	2,1
	1 1/8" - 8UN	HM05BP-NRS1125U08	2752	412,7	139	122	23	99	261	36	70	3,3	2,1
	1 1/4" - 8UN	HM05BP-NRS1250U08	2752	412,7	142	125	27	99	262	39	71	3,3	2,1
HM06-LC	M30 x 3,5	HM06BPM-NRS03035	4162	624,1	143	125	23	118	266	36	80	4,5	2,8
	M33 x 3,5	HM06BPM-NRS03335	4162	624,1	146	128	27	118	269	39	82	4,5	2,9
	M36 x 4	HM06BPM-NRS03640	4162	624,1	149	131	32	118	273	42	83	4,5	3,0
	M39 x 4	HM06BPM-NRS03940	4162	624,1	152	134	33	118	277	45	85	4,5	3,1
	1 1/8" - 8UN	HM06BP-NRS1125U08	4162	624,1	143	125	23	118	266	36	79	4,5	2,8
	1 1/4" - 8UN	HM06BP-NRS1250U08	4162	624,1	146	128	27	118	269	39	81	4,5	2,9
	1 3/8" - 8UN	HM06BP-NRS1375U08	4162	624,1	149	131	32	118	273	32	82	4,5	3,0
1 1/2" - 8UN	HM06BP-NRS1500U08	4162	624,1	152	134	33	118	277	45	84	4,5	3,1	

HM-Series, HydraMax® Torsioners



Thread and Pitch Sizes

Contact Enerpac for different thread or pitch sizes. Alternative size adaptor kits can be supplied upon request.

HM Series



Bolt Range:

M33 - M52, 1¼ - 2"

Maximum Load Capacity:

746 - 1179 kN

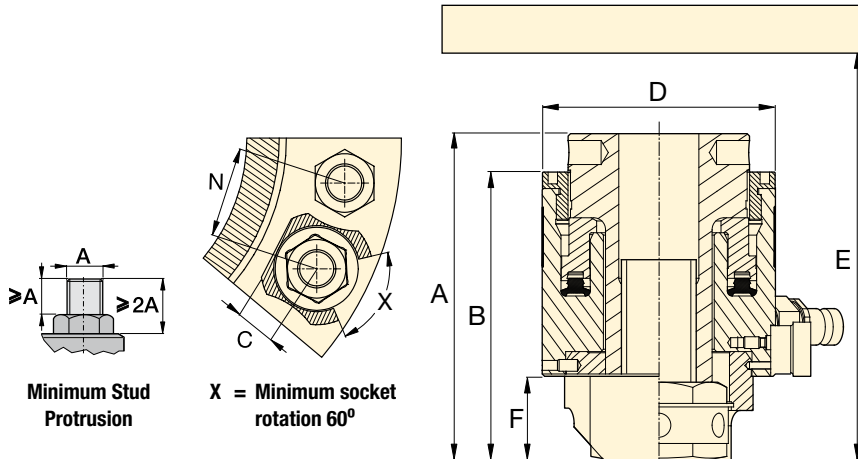
Stroke:

15 mm

Maximum Operating Pressure:

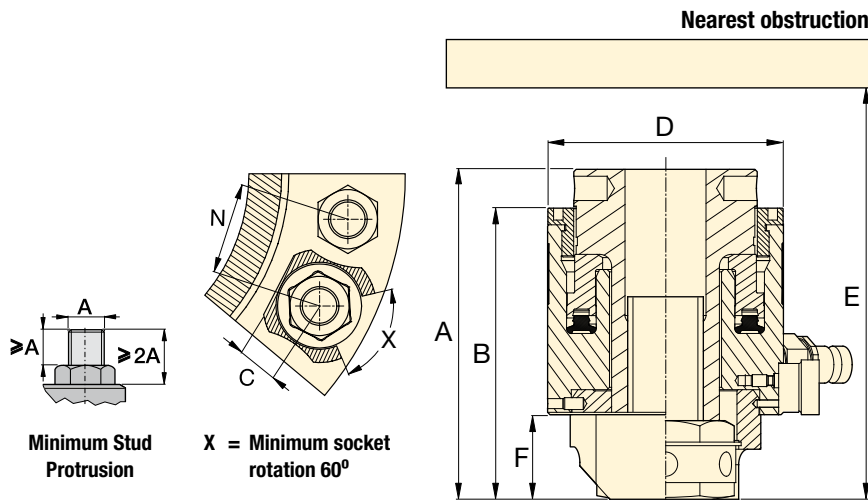
1500 bar

Nearest obstruction



Load Cell Model Number	Thread Size	Adaptor and Bridge Kit Model Number	Cylinder Effective Area (mm²)	Maximum Load Capacity (kN)	Dimensions (mm)							Load Cell Weight (kg)	Adaptor and Bridge Kit Weight (kg)
					A	B	C	D	E min.	F	N min.		
HM07-LC	M33 x 3,5	HM07BPM-NRS03335	4980	746,8	145	128	27	127	278	39	86	5,2	3,4
	M36 x 4	HM07BPM-NRS03640	4980	746,8	148	131	32	127	279	42	88	5,2	3,5
	M39 x 4	HM07BPM-NRS03940	4980	746,8	151	134	33	127	280	45	89	5,2	3,6
	M42 x 4,5	HM07BPM-NRS04245	4980	746,8	154	137	34	127	280	48	91	5,2	3,7
	1¼" - 8UN	HM07BP-NRS1250U08	4980	746,8	145	128	27	127	278	39	85	5,2	3,4
	1⅝" - 8UN	HM07BP-NRS1375U08	4980	746,8	148	131	32	127	279	42	87	5,2	3,5
	1½" - 8UN	HM07BP-NRS1500U08	4980	746,8	151	134	33	127	280	45	89	5,2	3,6
1⅝" - 8UN	HM07BP-NRS1625U08	4980	746,8	154	137	34	127	280	48	90	5,2	3,7	
HM08-LC	M36 x 4	HM08BPM-NRS03640	5869	880,1	149	133	32	137	283	42	93	6,3	3,9
	M39 x 4	HM08BPM-NRS03940	5869	880,1	152	136	33	137	284	45	94	6,3	4,0
	M42 x 4,5	HM08BPM-NRS04245	5869	880,1	155	139	34	137	284	48	96	6,3	4,1
	M45 x 4,5	HM08BPM-NRS04545	5869	880,1	158	142	39	137	285	51	97	6,3	4,4
	1⅝" - 8UN	HM08BP-NRS1375U08	5869	880,1	149	133	32	137	283	42	92	6,3	3,9
	1½" - 8UN	HM08BP-NRS1500U08	5869	880,1	152	136	33	137	284	45	94	6,3	4,0
	1⅝" - 8UN	HM08BP-NRS1625U08	5869	880,1	155	139	34	137	284	48	95	6,3	4,1
1¾" - 8UN	HM08BP-NRS1750U08	5869	880,1	158	142	39	137	285	51	97	6,3	4,4	
HM09-LC	M39 x 4	HM09BPM-NRS03940	6834	1024,9	152	136	33	145	278	45	98	6,5	5,0
	M42 x 4,5	HM09BPM-NRS04245	6834	1024,9	155	139	34	145	281	48	100	6,5	6,1
	M45 x 4,5	HM09BPM-NRS04545	6834	1024,9	158	142	39	145	285	51	101	6,5	5,1
	M48 x 5	HM09BPM-NRS04850	6834	1024,9	161	145	43	145	288	54	103	6,5	5,5
	1½" - 8UN	HM09BP-NRS1500U08	6834	1024,9	152	136	33	145	278	45	98	6,5	5,1
	1⅝" - 8UN	HM09BP-NRS1625U08	6834	1024,9	155	139	34	145	281	48	99	6,5	5,1
	1¾" - 8UN	HM09BP-NRS1750U08	6834	1024,9	158	142	39	145	285	51	101	6,5	5,0
1⅞" - 8UN	HM09BP-NRS1875U08	6834	1024,9	161	145	43	145	288	54	102	6,5	5,4	
HM10-LC	M42 x 4,5	HM10BPM-NRS04245	7868	1179,8	159	143	34	156	289	48	105	8,3	5,7
	M45 x 4,5	HM10BPM-NRS04545	7868	1179,8	162	146	39	156	293	51	107	8,3	5,7
	M48 x 5	HM10BPM-NRS04850	7868	1179,8	165	149	43	156	296	54	108	8,3	6,1
	M52 x 5	HM10BPM-NRS05250	7868	1179,8	169	153	44	156	301	58	110	8,3	6,3
	1⅝" - 8UN	HM10BP-NRS1625U08	7868	1179,8	159	143	34	156	289	48	105	8,3	5,7
	1¾" - 8UN	HM10BP-NRS1750U08	7868	1179,8	162	146	39	156	293	51	106	8,3	5,6
	1⅞" - 8UN	HM10BP-NRS1875U08	7868	1179,8	165	149	43	156	296	54	108	8,3	6,0
2" - 8UN	HM10BP-NRS2000U08	7868	1179,8	169	153	44	156	301	58	109	8,3	6,3	

HM-Series, HydraMax® Topside Tensioners



HM Series



Bolt Range:

M45 - M100, 1 3/4" - 4"

Maximum Load Capacity at 1500 bar:

1522 - 4650 kN

Stroke:

15 mm

Load Cell Model Number	Thread Size *	Adaptor and Bridge Kit Model Number	Cylinder Effective Area (mm ²)	Maximum Load Capacity (kN)	Dimensions (mm)							Load Cell Weight (kg)	Adaptor and Bridge Kit Weight (kg)
					A	B	C	D	E min.	F	N min.		
HM11-LC	M45 x 4,5	HM11BPM-NRS04545	10152	1522,5	167	146	39	175	297	51	116	10,5	7,4
	M48 x 5	HM11BPM-NRS04850	10152	1522,5	170	149	43	175	301	54	118	10,5	7,9
	M52 x 5	HM11BPM-NRS05250	10152	1522,5	174	153	44	175	306	58	120	10,5	8,1
	M56 x 5,5	HM11BPM-NRS05655	10152	1522,5	182	161	50	175	318	66	122	10,5	9,1
	M60 x 5,5	HM11BPM-NRS06055	10152	1522,5	182	161	50	175	323	66	124	10,5	8,7
	1 3/8" - 8UN	HM11BP-NRS1750U08	10152	1522,5	167	146	39	175	297	51	116	10,5	7,5
	1 7/8" - 8UN	HM11BP-NRS1875U08	10152	1522,5	170	149	43	175	301	54	117	10,5	7,9
	2" - 8UN	HM11BP-NRS2000U08	10152	1522,5	174	153	44	175	306	58	119	10,5	8,1
2 1/4" - 8UN	HM11BP-NRS2250U08	10152	1522,5	182	161	50	175	318	66	122	10,5	8,8	
HM12-LC	M48 x 5	HM12BPM-NRS04850	12722	1907,7	170	149	43	194	301	54	127	13,3	9,7
	M52 x 5	HM12BPM-NRS05250	12722	1907,7	174	153	44	194	306	58	129	13,3	9,8
	M56 x 5,5	HM12BPM-NRS05655	12722	1907,7	182	161	50	194	318	66	131	13,3	10,7
	M60 x 5,5	HM12BPM-NRS06055	12722	1907,7	182	161	50	194	323	66	133	13,3	10,4
	M64 x 6	HM12BPM-NRS06460	12722	1907,7	186	165	56	194	320	70	135	13,3	11,1
	1 7/8" - 8UN	HM12BP-NRS1875U08	12722	1907,7	170	149	43	194	301	54	127	13,3	9,6
	2" - 8UN	HM12BP-NRS2000U08	12722	1907,7	174	153	44	194	306	58	128	13,3	9,8
	2 1/4" - 8UN	HM12BP-NRS2250U08	12722	1907,7	182	161	50	194	318	66	132	13,3	10,4
2 1/2" - 8UN	HM12BP-NRS2500U08	12722	1907,7	186	165	56	194	320	70	135	13,3	10,8	
HM13-LC	M64 x 6	HM13BPM-NRS06460	16964	2544,0	195	172	56	219	337	70	148	17,6	14,5
	M68 x 6	HM13BPM-NRS06860	16964	2544,0	195	180	63	219	350	78	150	17,6	16,5
	M72 x 6	HM13BPM-NRS07260	16964	2544,0	203	185	69	219	347	82	152	17,6	16,0
	M76 x 6	HM13BPM-NRS07660	16964	2544,0	207	185	69	219	352	82	154	17,6	16,3
	2 1/2" - 8UN	HM13BP-NRS2500U08	16964	2544,0	195	172	56	219	337	70	147	17,6	14,2
	2 3/4" - 8UN	HM13BP-NRS2750U08	16964	2544,0	203	180	63	219	350	78	150	17,6	15,8
3" - 8UN	HM13BP-NRS3000U08	16964	2544,0	207	185	69	219	352	82	161	17,6	15,8	
HM14-LC	M72 x 6	HM14BPM-NRS07260	23451	3516,7	203	185	69	259	351	82	172	25,8	20,8
	M76 x 6	HM14BPM-NRS07660	23451	3516,7	207	185	69	259	352	82	174	25,8	21,3
	M80 x 6	HM14BPM-NRS08060	23451	3516,7	207	193	70	259	367	91	176	25,8	21,2
	M85 x 6	HM14BPM-NRS08560	23451	3516,7	216	193	70	259	374	91	178	25,8	22,9
	M90 x 6	HM14BPM-NRS09060	23451	3516,7	221	198	79	259	389	96	181	25,8	23,3
	3" - 8UN	HM14BP-NRS3000U08	23451	3516,7	207	185	69	259	352	82	174	25,8	20,4
	3 1/4" - 8UN	HM14BP-NRS3250U08	23451	3516,7	216	193	70	259	374	91	177	25,8	22,7
3 1/2" - 8UN	HM14BP-NRS3500U08	23451	3516,7	221	198	79	259	389	96	184	25,8	23,9	
HM15-LC	M90 x 6	HM15BPM-NRS09060	31008	4650,0	221	199	79	296	389	96	199	32,5	30,0
	M95 x 6	HM15BPM-NRS09560	31008	4650,0	226	205	81	296	405	101	202	32,5	33,7
	M100 x 6	HM15BPM-NRS10060	31008	4650,0	232	211	90	296	421	107	204	32,5	35,1
	3 1/2" - 8UN	HM15BP-NRS3500U08	31008	4650,0	221	199	79	296	389	96	198	32,5	29,5
	3 3/4" - 8UN	HM15BP-NRS3750U08	31008	4650,0	226	205	81	296	405	101	202	32,5	32,8
	4" - 8UN	HM15BP-NRS4000U08	31008	4650,0	232	211	90	296	421	107	210	32,5	34,0

* Contact Enerpac for different thread or pitch sizes. Alternative size adaptor kits can be supplied upon request.



BOLTING SOLUTIONS

Enerpac's comprehensive range of bolting equipment provides precise and effective force to make your work more productive, safer, and easier to perform. The best solutions for controlled tightening, joint integrity and more, available from one source.

Tensioning Tools



Power Generation Bolt Tensioners



Topside Bolt Tensioners



Electric Tensioning Pumps



Pneumatic Tensioning Pumps



High-Pressure Hand Pumps

Controlled Tightening and Loosening



Pneumatic and Electric Torque Wrenches



Hydraulic Torque Wrenches



Electric Torque Wrench Pumps



Pneumatic Torque Wrench Pumps

Joint Assembly & Joint Separation



Hydraulic Nut Cutters and Nut Splitters



Step-Type Flange Spreaders



Flange Alignment Tools



Pin-Type Flange Spreaders



Battery-Powered Torque Wrench Pumps



www.enerpac.com

ENERPAC

SIMPLEX

LARZEP

biach

EQUALIZER

MIRAGE

SWEENEY

hydratight