

XC-Series, Cordless Hydraulic Pumps

▼ Shown: XC-1201ME



- Lightweight design with integrated handle and carrying strap for portability
- Bladder reservoir prevents contamination and allows pump usage in any position
- Powerful 0,37 kW motor and 28 Volt Lithium-Ion battery deliver exceptional speed and superior run time
- High-strength fiberglass reinforced composite shroud for superior durability in demanding job site environments
- Cordless technology eliminates tripping hazards found in other electric or air powered pumps
- Three valve options for single- and double-acting cylinders: 3-way/2-position, 4-way/3-position or Dump & Hold.



Torque and tension specialist

Performance of a Powered Pump Portability of a Hand Pump



Interactive Pendant on XC-1302S Models

Available only on XC-1302S pump models. The interactive pendant allows user to easily toggle from "jog operation" to "dump system pressure" with a push of a button. (Cord length is 3 metres.)



28-Volt Battery

The XC-28V with Lithium-Ion technology for maximum battery performance and superior run time.



Roll Cage

Optional Roll Cage XC-Series pumps. Please order model number XCRCTK.



GA45GC Gauge Adaptor Assembly

Protect yourself from system overloading by simply ordering one part number for a pre-assembled gauge, adaptor block and coupler.

Page: 140

◀ Portable power and simplicity for the toughest jobs.



XC-Series Cordless Pumps

The XC-Series cordless pump is ideal for jobs that require a combination of portability, speed, and safety. These cordless pumps are perfect for remote locations without access to power, but also indoors where trip hazards, ergonomics or size is a concern.

The XC-Series cordless pump is compatible with all Enerpac hydraulic tools and small to medium sized cylinders. The XC-Series cordless pump is CSA and CE compliant.

Lithium-Ion battery for superior run time:

- 279 cuts of 10 mm reinforcing bar using a WHC-750 Cutter
- 112 lifts with a WR-5 Spreader
- 44 splits on M27 - 8.8 nuts using a NC-3241 Nut Cutter
- 28 times lifting with a RC-104 cylinder (10 ton, 100 mm stroke).

Note: Actual number of cycles per charge will vary depending on condition of battery, tool and ambient conditions. Battery life with double-acting tools is approximately 75% of that for comparable, single-acting tools.



XC Series



Reservoir Capacity:

1,0 - 2,0 litres

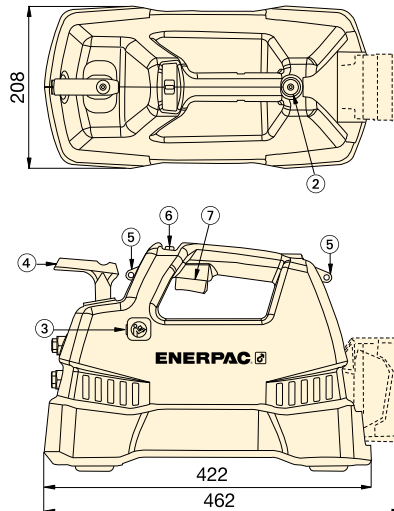
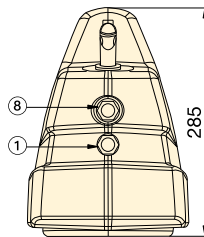
Flow at Rated Pressure:

0,25 l/min

Maximum Operating Pressure:

700 bar

- ① Outlet "Advance" Port 3/8"-18 NPTF
- ② Oil Fill (must use funnel)
- ③ User Adjustable Relief Valve Access Port
- ④ Directional Control Valve
- ⑤ Shoulder Strap Connection Points
- ⑥ Safety Lock Feature
- ⑦ On/Off Switch
- ⑧ Inlet "Retract" Port (double-acting models only)

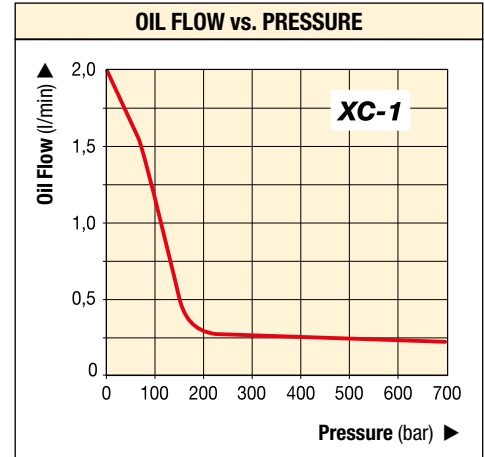


SELECTION CHART

Pump Type (Used with cylinder)	Useable Oil Capacity (litres)	Model Number	Output Flow Rate (l/min)			Valve Function	Charger Voltage (VAC)	Weight (kg)
			No Load	140 bar	700 bar			
Single-Acting	1,0	XC-1201MB ¹⁾	2,05	0,49	0,25	3-way, 2-pos.	115	10,0
	2,0	XC-1202MB	2,05	0,49	0,25	3-way, 2-pos.	115	11,0
	1,0	XC-1201ME ¹⁾	2,05	0,49	0,25	3-way, 2-pos.	230	10,0
	2,0	XC-1202ME	2,05	0,49	0,25	3-way, 2-pos.	230	11,0
	1,0	XC-1201M ²⁾	2,05	0,49	0,25	3-way, 2-pos.	-	10,0
	2,0	XC-1202M ²⁾	2,05	0,49	0,25	3-way, 2-pos.	-	11,0
Single-Acting	2,0	XC-1302SB	2,05	0,49	0,25	Dump and Hold	115	11,4
	2,0	XC-1302SE	2,05	0,49	0,25	Dump and Hold	230	11,4
	2,0	XC-1302S ²⁾	2,05	0,49	0,25	Dump and Hold	-	10,2
Double-Acting	1,0	XC-1401MB	2,05	0,49	0,25	4-way, 3-pos.	115	10,0
	2,0	XC-1402MB	2,05	0,49	0,25	4-way, 3-pos.	115	11,0
	1,0	XC-1401ME	2,05	0,49	0,25	4-way, 3-pos.	230	10,0
	2,0	XC-1402ME	2,05	0,49	0,25	4-way, 3-pos.	230	11,0
	1,0	XC-1401M ²⁾	2,05	0,49	0,25	4-way, 3-pos.	-	10,0
	2,0	XC-1402M ²⁾	2,05	0,49	0,25	4-way, 3-pos.	-	11,0

¹⁾ Available as a cylinder pump set, see page 60.

²⁾ Batteries and charger not included.



Take the battery pump anywhere without power cords or air hoses.

