

Hydraulikk as



Torque and tension specialist

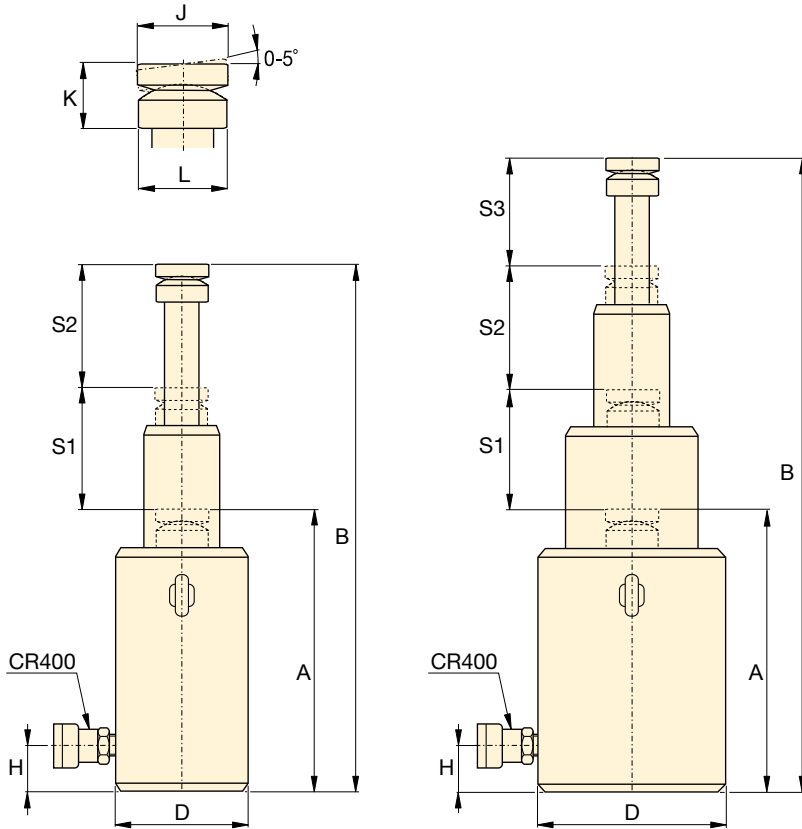
# MULTI-STAGE TELESCOPIC CYLINDERS

For long cylinder strokes in confined spaces



**ENERPAC** 

# Multi-Stage, Telescopic Cylinders, Single-Acting, Load Return



## RT Series



Capacity:

**14 - 31 ton**

Stroke:

**270 - 600 mm**

Maximum Operating Pressure:

**700 bar**




### Tilt Saddles

All RT-Series cylinders include integral tilt saddles with maximum tilt angles up to 5 degree.

## SPECIFICATIONS


Model Number	Max. stroke (mm)	Capacity @ Max. Stroke ton (kN)	1st Stage		2nd Stage		3rd Stage	
			Capacity ton (kN)	Stroke S1 (mm)	Capacity ton (kN)	Stroke S2 (mm)	Capacity ton (kN)	Stroke S3 (mm)
RT-1510	270	14,0 (137)	36 (352)	135	14 (137)	135	-	-
RT-1817	435	17,0 (166)	95 (929)	145	41 (397)	145	17 (166)	145
RT-2111	300	20,2 (198)	51 (496)	150	20 (198)	150	-	-
RT-2119	500	20,2 (198)	126 (1237)	170	51 (496)	170	20 (198)	160
RT-3311	300	31,5 (309)	81 (792)	150	32 (309)	150	-	-
RT-3323	600	31,5 (309)	202 (1985)	200	81 (792)	200	32 (309)	200



### Lifting Eyes

All models standard with 2 lifting eyes for easy handling and positioning.

## DIMENSIONS

Model Number	Collapsed Height A (mm)	Extended Height B (mm)	Outside diameter D (mm)	Bottom to advance port H (mm)	Saddle diameter J (mm)	Saddle height K (mm)	Saddle support L (mm)	Oil Capacity (cm <sup>3</sup> )	 (kg)
RT-1510	283	553	110	20	60	49	60	944	15,1
RT-1817	345	780	170	27	80	73	85	3092	40,3
RT-2111	317	617	125	23	60	53	66	1487	21,8
RT-2119	395	895	200	34	90	83	100	4661	67,3
RT-3311	352	652	160	25	80	66	89	2359	39,9
RT-3323	476	1076	250	44	110	111	123	8816	124,0

